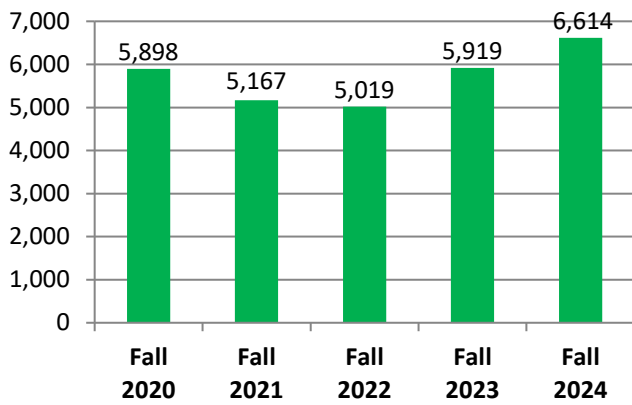


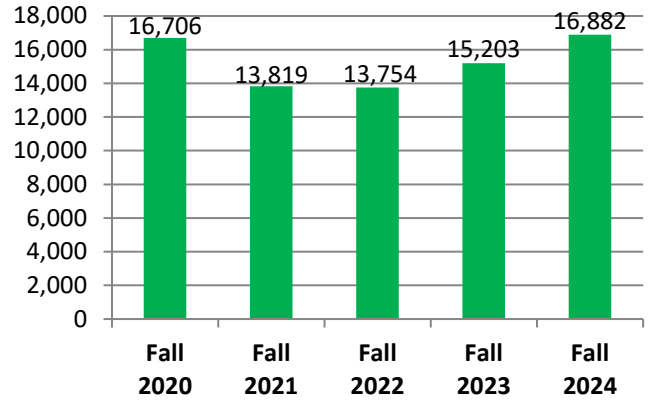


Fall 2024 Semester CHC Credit Enrollment Data

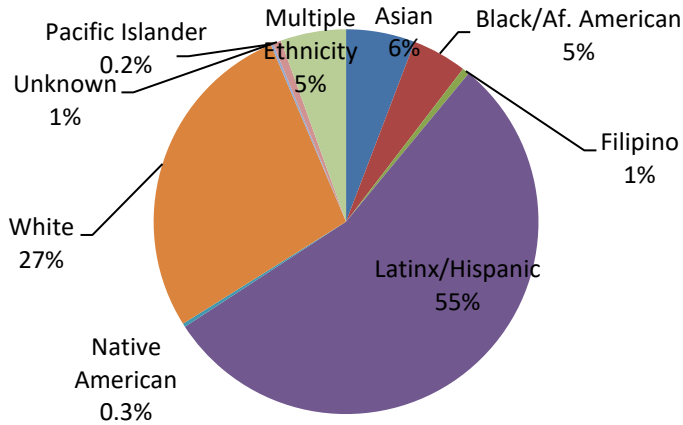
First Census Credit Unduplicated Headcount



Number of Credit Enrollments



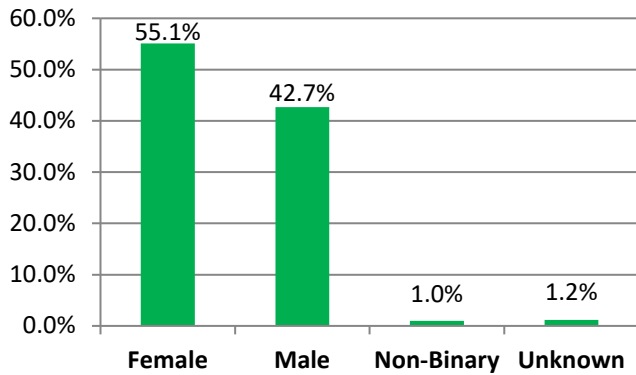
Fall 2024 Student Ethnicity



Fall 2024 Student Ethnicity

| Student Ethnicity | # | % |
|-------------------------------------|-------|------|
| Asian | 383 | 5.8 |
| Black or African American | 304 | 4.6 |
| Filipino | 37 | 0.6 |
| Latinx/Hispanic | 3,627 | 54.8 |
| Native American/Alaska Native | 23 | 0.3 |
| White | 1,816 | 27.5 |
| Pacific Islander or Native Hawaiian | 15 | 0.2 |
| Unknown | 46 | 0.7 |
| Multiple Ethnicities | 363 | 5.5 |

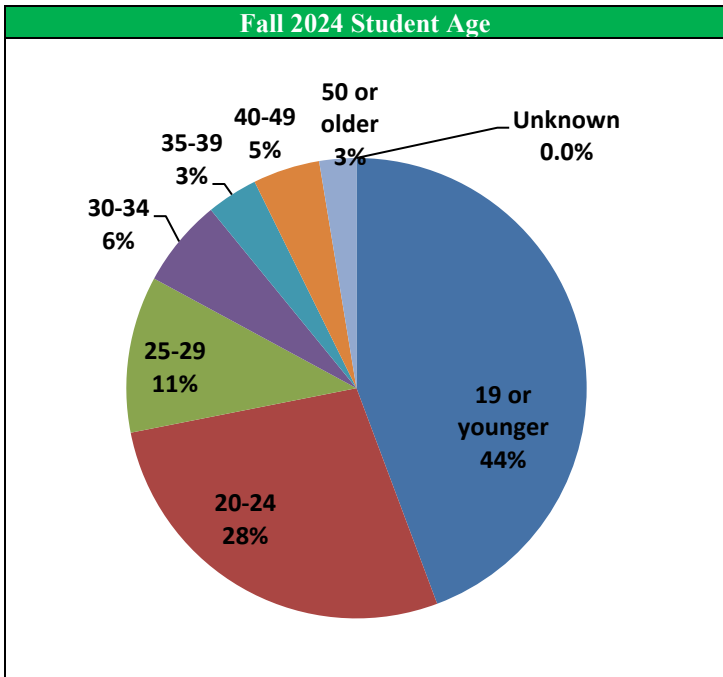
Fall 2024 Student Gender



Fall 2024 Student Gender

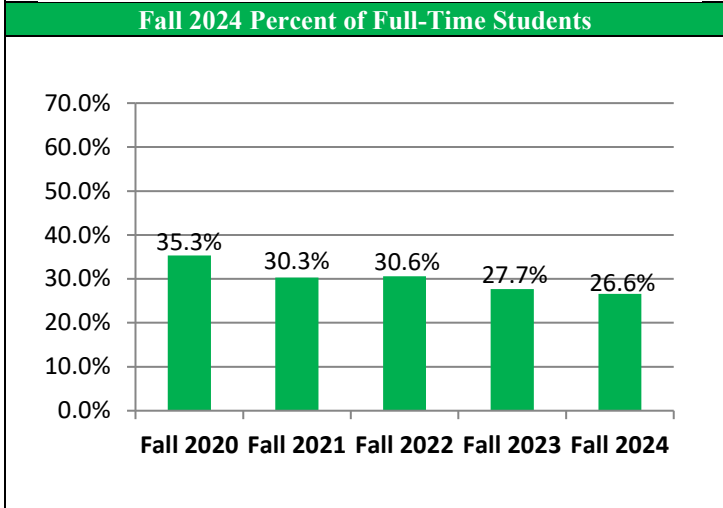
| Student Gender | # | % |
|----------------|-------|------|
| Female | 3,644 | 55.1 |
| Male | 2,824 | 42.7 |
| Non-Binary | 67 | 1.0 |
| Unknown | 79 | 1.2 |

Fall 2024 Semester CHC Credit Enrollment Data



Fall 2024 Student Age

| Student Age | # | % |
|---|-------|-------------|
| 19 or younger | 2,929 | 44.3 |
| 20 – 24 | 1,826 | 27.6 |
| 25 – 29 | 726 | 11.0 |
| 30 – 34 | 409 | 6.2 |
| 35 – 39 | 237 | 3.6 |
| 40 – 49 | 312 | 4.7 |
| 50 or older | 172 | 2.6 |
| Unknown | 3 | <0.1 |
| Fall 2022 Mean Age | | 23.5 |
| Fall 2022 Median Age | | 20 |
| Fall 2022 Most Frequent Age (Mode) | | 18 |



Fall 2024 Full-Time/Part-Time Student Enrollment

| Full/Part-Time Status | # | % |
|---|-------|------------|
| Full-Time Students | 1,758 | 26.6 |
| Part-Time Students | 4,856 | 73.4 |
| Fall 2024 Mean Units | | 8.1 |
| Fall 2024 Median Units | | 7 |
| Fall 2024 Most Frequent Units (Mode) | | 3 |

CHC 2023-2024 Degrees and Certificates

[2023 – 2024 Degrees and Certificate Data](#)

| | |
|------------------------------------|--------------|
| Associate Transfer Degrees Awarded | 323 |
| Associate Degrees Awarded | 367 |
| Certificates Awarded | 698 |
| Total | 1,388 |

CHC Fall 2023 Student Transfers

Fall 2023 Transfer Data ([CSU Analytics](#) & [UC](#))

| | |
|--------------------------------------|-----|
| To University of California (UC) | 71 |
| To California State University (CSU) | 193 |