

Completion and Success Rates

Crafton Hills and San Bernardino Valley College Completion and Success Rates

Course completion and success rates include districtwide data. Select among the filters below to drill down into specific planning and instructional units for additional insights. Terms are defaulted to Fall and Spring terms only; however, Summer terms may be selected to review overall course completion and success rates. For more details on methodology, or any other questions, please contact the department of Institutional Effectiveness, Research, and Planning at Crafton Hills College.

College: Null CHC SBVC

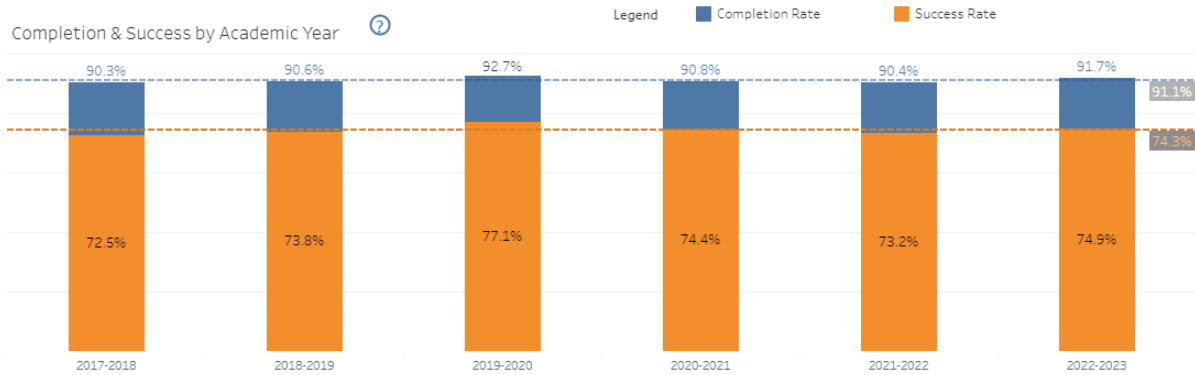
Summer, Fall, and/or Spring: (All) | Specific Term(s): (All) | Student Programs: No Selection | Financial Aid Status: (All)

PPR Division: (All) | PPR Department: (All) | PPR Unit: (All) | Subject: (All)

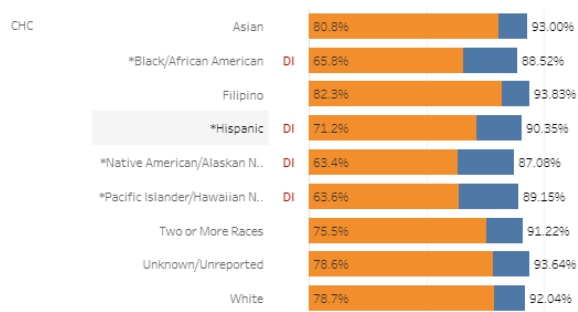
Transferable Courses: (All) | CTE Courses: (All) | Instruction Attendance Type: (All) | Courses: (All)

Course Length (Weeks): (All) | Full Term Ind: (All) | Ethnicity: (All) | Disaggregated Ethnicity: (All)

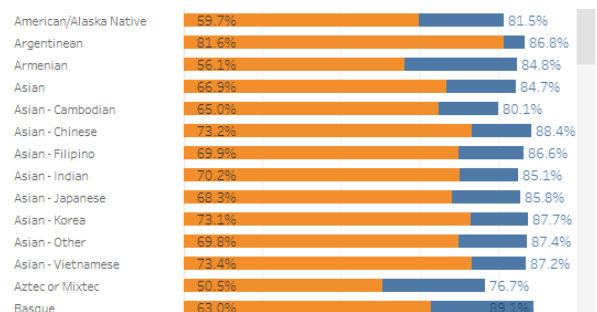
Completion & Success by Academic Year



Ethnicity Disproportionate Impact Calc



Disaggregated Ethnicity



Age Group



Gender



Ethnicity Percentage Point Gaps in Success

